


AC 2250

Cummins
Stamford
D+ &



ISO8528	Generator	Standby	2250 kVA	400/230 V	50 Hz	1800 rpm	1636 A	2955 A
SZUTEST	Generator	Standby	2250 kVA	400/230 V	50 Hz	1800 rpm	1636 A	2955 A
CE	Generator	Standby	2250 kVA	400/230 V	50 Hz	1800 rpm	1636 A	2955 A

2000/14/EC

&\$\$\$#(#

z) \$ z'z' D:

	2250,00	1800,00	2045,00	1636,00	Amp
400/230	2250,00	1800,00	2045,00	1636,00	2955,00

Generator	Standby	2250 kVA	400/230 V	50 Hz	1800 rpm	1636 A	2955 A
Generator	Standby	2250 kVA	400/230 V	50 Hz	1800 rpm	1636 A	2955 A

Standard Specifications

Generator	Standby	2250 kVA	400/230 V	50 Hz	1800 rpm	1636 A	2955 A
Generator	Standby	2250 kVA	400/230 V	50 Hz	1800 rpm	1636 A	2955 A

ALTERNATOR

Generator	Standby	2250 kVA	400/230 V	50 Hz	1800 rpm	1636 A	2955 A
Generator	Standby	2250 kVA	400/230 V	50 Hz	1800 rpm	1636 A	2955 A

TRANSFER SWITCH

Generator	Standby	2250 kVA	400/230 V	50 Hz	1800 rpm	1636 A	2955 A
Generator	Standby	2250 kVA	400/230 V	50 Hz	1800 rpm	1636 A	2955 A

AC 2250

Cummins
Stamford
D+' &'

Manufacturer		Cummins		
Model		QSK 60 G4		
		% \$ \$ ' "# "		
		% % \$ \$ ' "		
		Q) * + \$ \$ < D Q		
	L	60,200		
	"	159 x 190		
		14,5:1		
	fl # 7	"# "	1500	
	fl 7	L	280,00	
		L	500,00	
Absorbed Air Discharge Resource Key.Text	' # "	144,30		
	' # "	2374,00		
fl ' # 7	' # "	336,60		
	° C	450,00		
		24 V d.c.		
	Load	% \$ \$ i	'+) i) \$ i
	# "			
		394,00	291,00	200,00


		Stamford		
		PI 734 F		
	Hz	50		
	"	2080,00		
7 cg'		0,80		
		3		
	fl 7	400/230		
Temperature		H		

		fl 7		fl 7	
	"	"	"	"	L
AC 2250	15500,00	5676,00	2280,00	2967,00	2000,00
		fl 7		fl 7	
	"	"	"	"	L
AK 99	21100,00	9000	2800	3300/4800	2200

AC 2250

Cummins
Stamford
D+' &'

1 D+' &'



2

8G9ž + &\$ž) 5ž&&\$#(\$

3

4

5

8G9+' &\$ ž f

8G9+' &\$ ž 8G9+' &\$

% &1*(ž

žFG& žFG(,) ž

ž

AC 2250

Cummins
Stamford
D+ &

f@z@Bl
f@z@Bl

"z" "z"

f@z@Bl

971

#

#

#

#

#

6G'9B'*\$-\$)'

6G'9B'*\$\$\$!*!&

6G'9B'*\$\$\$!*!(

f&%) +L

f&)(, L

f&% \$L

GA 8

!&+""

%, !&*(

&(\$)

ž

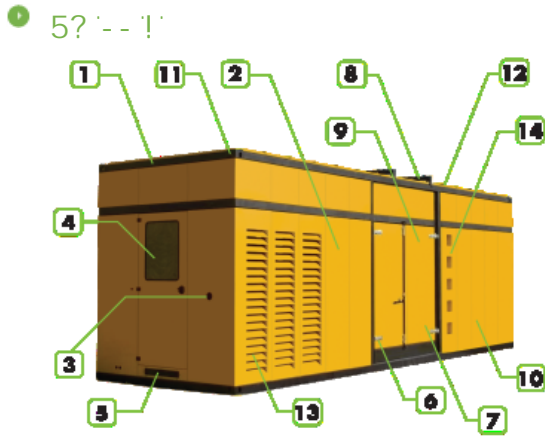
ž

ž

ž

AC 2250

Cummins
Stamford
D+ & "



- 1 Steel structure made from steel sheet and steel profiles.
- 2 canopy and panels made from powder coated sheet steel.
- 3 Emergency stop push button.
- 4 Control panel is mounted on the baseframe . Located at the back of the generator set
- 5 generator set
- 6 Cables out locations are back of the canopy.
- 7 Corrosion-resistant locks and hinges.
- 8 oil could be drained via valve and a hose
- 9 Exhaust system on the canopy.
- 10 special large access doors for easy maintenance
- 11 the cap on the canopy provides easy access to radiator cap.
- 12 Lifting points similar to ISO container , located on each top corner of the canopy.
- 13 the canopy.
- 14 sound proofing materials

	"	2800
fl "L	"	9000
fl "L	"	3300/4800
	L	2200